



BMW 3er Limousine, 316d, Typ G20, 116 PS / 85 kW
 BMW 3er Limousine, 316d MHy, Typ G20, 116 PS / 85 kW
 BMW 3er Limousine, 318i, Typ G20, 156 PS / 115 kW
 BMW 3er Limousine, 318d, Typ G20, 150 PS / 110 kW
 BMW 3er Limousine, 318d MHy, Typ G20, 150 PS / 110 kW
 BMW 3er Limousine, 320d, Typ G20, 190 PS / 140 kW
 BMW 3er Limousine, 320d Mhy, Typ G20, 163 PS / 120 kW
 BMW 3er Limousine, 320d xDrive, Typ G20, 163 PS / 120 kW
 BMW 3er Limousine, 320d Mhy xDrive, Typ G20, 190 PS / 140 kW
 BMW 3er Limousine, 320i, Typ G20, 184 PS / 135 kW
 BMW 3er Limousine, 320e, Typ G20, 163 PS / 120 kW
 BMW 3er Limousine, 330i xDrive, Typ G20, 258 PS / 190 kW
 BMW 3er Limousine, 330d MHy, Typ G20, 286 PS / 210 kW
 BMW 3er Limousine, 330d MHy xDrive, Typ G20, 286 PS / 210 kW
 BMW 3er Limousine, 330e xDrive, Typ G20, 184 PS / 135 kW
 BMW 3er Limousine, M340i xDrive, Typ G20, 374 PS / 275 kW

BMW 3er Limousine, 316d, Typ G20, 122 PS / 90 kW
 BMW 3er Limousine, 316d MHy, Typ G20, 122 PS / 90 kW
 BMW 3er Limousine, 318d, Typ G20, 136 PS / 100 kW
 BMW 3er Limousine, 318d MHy, Typ G20, 136 PS / 100 kW
 BMW 3er Limousine, 320d, Typ G20, 163 PS / 120 kW
 BMW 3er Limousine, 320d xDrive, Typ G20, 190 PS / 140 kW
 BMW 3er Limousine, 320d Mhy, Typ G20, 190 PS / 140 kW
 BMW 3er Limousine, 320d Mhy xDrive, Typ G20, 163 PS / 120 kW
 BMW 3er Limousine, 320i, Typ G20, 170 PS / 125 kW
 BMW 3er Limousine, 320i xDrive, Typ G20, 184 PS / 135 kW
 BMW 3er Limousine, 330i, Typ G20, 258 PS / 190 kW
 BMW 3er Limousine, 330d, Typ G20, 265 PS / 195 kW
 BMW 3er Limousine, 330d xDrive, Typ G20, 265 PS / 195 kW
 BMW 3er Limousine, 330e, Typ G20, 184 PS / 135 kW
 BMW 3er Limousine, M340d xDrive, Typ G20, 340 PS / 250 kW
 BMW 3er Limousine, M340i MHy xDrive, Typ G20, 374 PS / 275 kW

Allgemeinhinweis: Die genauen Auflagen sind dem Teilegutachten zu entnehmen. Achslasten sind zu beachten.

In general note: The exact requirements can be found in the part certificate. Axle loads must be observed.

Application**BMW 3er, Typ G20****5x112****18 Zoll / 18 Inch**

Design	Achse <i>Axle</i>	Größe <i>Size</i>	ET <i>Offset</i>	Reifengröße <i>Tyre size</i>	Distanzscheibenstärke <i>Spacer thickness</i>	Distanzscheiben [siehe unten] <i>Spacer [see below]</i>	Radschrauben <i>Bolts</i>	Auflagen <i>Remarks</i>
Race GTS-R	VA	7,5x18	48	225/45 R18	20mm	20 ⁶	M14x1,25x50	17, 47, 48, BD14
	HA	7,5x18	48	225/45 R18	20mm	20 ⁶	M14x1,25x50	17, 47, 48, xa1230, V8

19 Zoll / 19 Inch

Design	Achse <i>Axle</i>	Größe <i>Size</i>	ET <i>Offset</i>	Reifengröße <i>Tyre size</i>	Distanzscheibenstärke <i>Spacer thickness</i>	Distanzscheiben [siehe unten] <i>Spacer [see below]</i>	Radschrauben <i>Bolts</i>	Auflagen <i>Remarks</i>
Magic CW	VA	8,5x19	35	225/40 R19	0, 11, 15, (20mm)	0, 11°, 15°, (20°)	M14x1,25x30,-40,-45,-(-50)	(K4a), 17, 47, 48
	HA	8,5x19	35	225/40 R19	0, 11, (15, 20mm)	0, 11°, (15°, 20°)	M14x1,25x30,-40,-(-45,-50)	(K4b), Li93, 17, 47, 48, xa1300
	VA	8,5x19	35	235/40 R19	0, 11, (15, 20mm)	0, 11°, (15°, 20°)	M14x1,25x30,-40,-(-45,-50)	(K4a), TA, 17, 47, 48
	HA	8,5x19	35	235/40 R19	0, (11, 15, 20mm)	0, (11°, 15°, 20°)	M14x1,25x30,-(-40,-45,-50)	(K4b), TA, Li96, 17, 47, 48
	VA	8,5x19	35	245/35 R19	11, (15, 20mm)	11°, (15°, 20°)	M14x1,25x40,-(-45,-50)	(K4a), 17, 47, 48
	HA	8,5x19	35	245/35 R19	11, 15, 20mm	11°, 15°, 20°	M14x1,25x40,-45,-50	K4b, Li93, 17, 47, 48, xa1300
	VA	8,5x19	35	225/40 R19	0, 11, 15, (20mm)	0, 11°, 15°, (20°)	M14x1,25x30,-40,-45,-(-50)	(K4a), 17, 47, 48
	HA	8,5x19	35	255/35 R19	0, (11, 15, 20mm)	0, (11°, 15°, 20°)	M14x1,25x30,-(-40,-45,-50)	(K4b), Li96, 17, 47, 48
Race LS 2	VA	8,5x19	35	225/40 R19	0, 11, 15, (20mm)	0, 11°, 15°, (20°)	M14x1,25x30,-40,-45,-(-50)	(K4a), 17, 47, 48
	HA	8,5x19	35	225/40 R19	0, 11, (15, 20mm)	0, 11°, (15°, 20°)	M14x1,25x30,-40,-(-45,-50)	(K4b), Li93, 17, 47, 48, xa1300
	VA	8,5x19	35	235/40 R19	0, 11, (15, 20mm)	0, 11°, (15°, 20°)	M14x1,25x30,-40,-(-45,-50)	(K4a), TA, 17, 47, 48
	HA	8,5x19	35	235/40 R19	0, (11, 15, 20mm)	0, (11°, 15°, 20°)	M14x1,25x30,-(-40,-45,-50)	(K4b), TA, Li96, 17, 47, 48
	VA	8,5x19	35	245/35 R19	11, (15, 20mm)	11°, (15°, 20°)	M14x1,25x40,-(-45,-50)	(K4a), 17, 47, 48
	HA	8,5x19	35	245/35 R19	11, 15, 20mm	11°, 15°, 20°	M14x1,25x40,-45,-50	K4b, Li93, 17, 47, 48, xa1300
	VA	8,5x19	35	225/40 R19	0, 11, 15, (20mm)	0, 11°, 15°, (20°)	M14x1,25x30,-40,-45,-(-50)	(K4a), 17, 47, 48
	HA	8,5x19	35	255/35 R19	0, (11, 15, 20mm)	0, (11°, 15°, 20°)	M14x1,25x30,-(-40,-45,-50)	(K4b), Li96, 17, 47, 48
	VA	8,5x19	35	225/40 R19	0, 11, 15, (20mm)	0, 11°, 15°, (20°)	M14x1,25x30,-40,-45,-(-50)	(K4a), 17, 47, 48
	HA	9,5x19	46	255/35 R19	0, (11, 15mm)	0, (11°, 15°)	M14x1,25x30,-(-40,-45)	(K4b), Li96, 17, 47, 48
	VA	8,5x19	35	235/40 R19	0, 11, (15, 20mm)	0, 11°, (15°, 20°)	M14x1,25x30,-40,-(-45,-50)	(K4a), TA, 17, 47, 48
	HA	9,5x19	46	265/35 R19	0, (11, 15mm)	0, (11°, 15°)	M14x1,25x30,-(-40,-45)	(K4b), TA, Li98, 17, 47, 48
	VA	8,5x19	35	245/35 R19	11, (15, 20mm)	11°, (15°, 20°)	M14x1,25x40,-(-45,-50)	(K4a), 17, 47, 48
	HA	9,5x19	46	285/30 R19	0, 11mm	0, 11°	M14x1,25x30,-40	K4b, Li98, 17, 47, 48
Fascinate	VA	8,5x19	30	225/40 R19	0, 11, (15, 20mm)	0, 11°, (15°, 20°)	M14x1,25x30,-40,-(-45,-50) [Tuner Bolts]*	(K4a), 17, 47, 48
	HA	8,5x19	30	225/40 R19	0, (11, 15, 20mm)	0, (11°, 15°, 20°)	M14x1,25x30,-(-40,-45,-50) [Tuner Bolts]*	(K4b), Li93, 17, 47, 48, xa1300
	VA	8,5x19	30	235/40 R19	0, (11, 15, 20mm)	0, (11°, 15°, 20°)	M14x1,25x30,-(-40,-45,-50) [Tuner Bolts]*	(K4a), TA, 17, 47, 48
	HA	8,5x19	30	235/40 R19	0, (11, 15mm)	0, (11°, 15°)	M14x1,25x30,-(-40,-45) [Tuner Bolts]*	(K4b), TA, Li96, 17, 47, 48
	VA	8,5x19	30	245/35 R19	11, 15mm	11°, 15°	M14x1,25x30,-40,-45 [Tuner Bolts]*	K4a, 17, 47, 48
	HA	8,5x19	30	245/35 R19	11, 15mm	11°, 15°	M14x1,25x30,-40,-45 [Tuner Bolts]*	K4b, Li93, 17, 47, 48, xa1300
	VA	8,5x19	30	225/40 R19	0, 11, (15, 20mm)	0, 11°, (15°, 20°)	M14x1,25x30,-40,-(-45,-50) [Tuner Bolts]*	(K4a), 17, 47, 48
	HA	8,5x19	30	255/35 R19	0, 11, 15mm	0, 11°, 15°	M14x1,25x30,-40,-45 [Tuner Bolts]*	K4b, Li96, 17, 47, 48
	VA	8,5x19	30	225/40 R19	0, 11, (15, 20mm)	0, 11°, (15°, 20°)	M14x1,25x30,-40,-(-45,-50) [Tuner Bolts]*	(K4a), 17, 47, 48
	HA	9,5x19	42	255/35 R19	0, (11, 15mm)	0, (11°, 15°)	M14x1,25x30,-(-40,-45) [Tuner Bolts]*	(K4b), Li96, 17, 47, 48
	VA	8,5x19	30	235/40 R19	0, (11, 15, 20mm)	0, (11°, 15°, 20°)	M14x1,25x30,-(-40,-45,-50) [Tuner Bolts]*	(K4a), TA, 17, 47, 48
	HA	9,5x19	42	265/35 R19	0, (11, 15mm)	0, (11°, 15°)	M14x1,25x30,-(-40,-45) [Tuner Bolts]*	(K4b), TA, Li98, 17, 47, 48
	VA	8,5x19	30	245/35 R19	11, 15mm	11°, 15°	M14x1,25x30,-40,-45 [Tuner Bolts]*	K4a, 17, 47, 48
	HA	9,5x19	42	285/30 R19	0, 11mm	0, 11°	M14x1,25x30,-40	K4b, Li98, 17, 47, 48

20 Zoll / 20 Inch

Design	Achse <i>Axle</i>	Größe <i>Size</i>	ET <i>Offset</i>	Reifengröße <i>Tyre size</i>	Distanzscheibenstärke <i>Spacer thickness</i>	Distanzscheiben [siehe unten] <i>Spacer [see below]</i>	Radschrauben <i>Bolts</i>	Auflagen <i>Remarks</i>
Fascinate	VA	8,5x20	35	245/30 R20	11, (15, 20mm)	11°, (15°, 20°)	M14x1,25x40,-(-45,-50) [Tuner Bolts]*	(K4a), Li90, 17, 47, 48
	HA	8,5x20	35	245/30 R20	11, 15, 20mm	11°, 15°, 20°	M14x1,25x40,-45,-50 [Tuner Bolts]*	(K4b), Li90, 17, 47, 48, xa1200
	VA	8,5x20	35	225/35 R20	0, 11, 15, (20mm)	0, 11°, 15°, (20°)	M14x1,25x30,-40,-45,-50 [Tuner Bolts]*	(K4a), 17, 47, 48
	HA	8,5x20	35	255/30 R20	0, (11, 15, 20mm)	0, (11°, 15°, 20°)	M14x1,25x30,-(-40,-45,-50) [Tuner Bolts]*	(K4b), Li92, 17, 47, 48, xa1260
	VA	8,5x20	35	225/35 R20	0, 11, 15, (20mm)	0, 11°, 15°, (20°)	M14x1,25x30,-40,-45,-50 [Tuner Bolts]*	(K4a), 17, 47, 48
	HA	10,0x20	35	265/30 R20	none		M14x1,25x30 [Tuner Bolts]*	K4b, 17, 47, 48
	VA	8,5x20	35	235/35 R20	11, (15, 20mm)	11°, (15°, 20°)	M14x1,25x40,-(-45,-50) [Tuner Bolts]*	(K4a), Li92, 17, 47, 48
	HA	10,0x20	35	265/30 R20	none		M14x1,25x30 [Tuner Bolts]*	K4b, 17, 47, 48
	VA	8,5x20	35	235/30 R20	11, (15, 20mm)	11°, (15°, 20°)	M14x1,25x40,-(-45,-50) [Tuner Bolts]*	(K4a), 17, 47, 48
	HA	10,0x20	35	275/25 R20	none		M14x1,25x30 [Tuner Bolts]*	K4b, Li91, 17, 47, 48, xa1230
	VA	8,5x20	35	245/30 R20	11, (15, 20mm)	11°, (15°, 20°)	M14x1,25x40,-(-45,-50) [Tuner Bolts]*	(K4a), Li90, 17, 47, 48
	HA	10,0x20	35	285/25 R20	none		M14x1,25x30 [Tuner Bolts]*	K4b, R1, 17, 47, 48, xa1300
	VA	8,5x20	35	245/30 R20	11, (15, 20mm)	11°, (15°, 20°)	M14x1,25x40,-(-45,-50) [Tuner Bolts]*	(K4a), Li90, 17, 47, 48
	HA	10,0x20	35	295/25 R20	none		M14x1,25x30 [Tuner Bolts]*	K4b, 17, 47, 48
	VA	8,5x20	30	245/30 R20	0, (11, 15, 20mm)	0, (11°, 15°, 20°)	M14x1,25x30,-(-40,-45,-50) [Tuner Bolts]*	(K4a), Li90, 17, 47, 48
	HA	8,5x20	30	245/30 R20	0, (11, 15, 20mm)	0, (11°, 15°, 20°)	M14x1,25x30,-(-40,-45,-50) [Tuner Bolts]*	(K4b), Li90, 17, 47, 48, xa1200
	VA	8,5x20	30	225/35 R20	0, 11, (15mm)	0, 11°, (15°)	M14x1,25x30,-40,-45 [Tuner Bolts]*	(K4a), 17, 47, 48
	HA	8,5x20	30	255/30 R20	0, 11, 15mm	0, 11°, 15°	M14x1,25x30,-40,-45 [Tuner Bolts]*	K4b, Li92, 17, 47, 48, xa1260
	VA	8,5x20	30	225/35 R20	0, 11, (15mm)	0, 11°, (15°)	M14x1,25x30,-40,-45 [Tuner Bolts]*	(K4a), 17, 47, 48
	HA	10,0x20	35	265/30 R20	none		M14x1,25x30 [Tuner Bolts]*	K4b, 17, 47, 48
	VA	8,5x20	30	235/35 R20	0, (11, 15, 20mm)	0, (11°, 15°, 20°)	M14x1,25x30,-(-40,-45,-50) [Tuner Bolts]*	(K4a), Li92, 17, 47, 48
	HA	10,0x20	35	265/30 R20	none		M14x1,25x30 [Tuner Bolts]*	K4b, 17, 47, 48
	VA	8,5x20	30	235/30 R20	0, (11, 15, 20mm)	0, (11°, 15°, 20°)	M14x1,25x30,-(-40,-45,-50) [Tuner Bolts]*	(K4a), 17, 47, 48
	HA	10,0x20	35	275/25 R20	none		M14x1,25x30 [Tuner Bolts]*	K4b, Li91, 17, 47, 48, xa1230
	VA	8,5x20	30	245/30 R20	0, (11, 15, 20mm)	0, (11°, 15°, 20°)	M14x1,25x30,-(-40,-45,-50) [Tuner Bolts]*	(K4a), Li90, 17, 47, 48
	HA	10,0x20	35	285/25 R20	none		M14x1,25x30 [Tuner Bolts]*	K4b, R1, 17, 47, 48, xa1300
	VA	8,5x20	30	245/30 R20	0, (11, 15, 20mm)	0, (11°, 15°, 20°)	M14x1,25x30,-(-40,-45,-50) [Tuner Bolts]*	(K4a), Li90, 17, 47, 48
	HA	10,0x20	35	295/25 R20	none		M14x1,25x30 [Tuner Bolts]*	K4b, 17, 47, 48

20 Zoll / 20 Inch

Design	Achse <i>Axle</i>	Größe <i>Size</i>	ET <i>Offset</i>	Reifengröße <i>Tyre size</i>	Distanzscheibenstärke <i>Spacer thickness</i>	Distanzscheiben [siehe unten] <i>Spacer [see below]</i>	Radschrauben <i>Bolts</i>	Auflagen <i>Remarks</i>
Race LS 2	VA	8,5x20	35	245/30 R20	11, (15, 20mm)	11 [°] , (15 [°] , 20 [°])	M14x1,25x40,(-45,-50)	(K4a), Li90, 17, 47, 48
	HA	8,5x20	35	245/30 R20	11, 15, 20mm	11 [°] , 15 [°] , 20 [°]	M14x1,25x40,-45,-50	K4b, Li90, 17, 47, 48, xa1200
	VA	8,5x20	35	225/35 R20	11, 15, (20mm)	11 [°] , 15 [°] , (20 [°])	M14x1,25x40,-45,(-50)	(K4a), 17, 47, 48
	HA	8,5x20	35	255/30 R20	11, 15, 20mm	11 [°] , 15 [°] , 20 [°]	M14x1,25x40,-45,-50	K4b, Li92, 17, 47, 48, xa1260
	VA	8,5x20	35	225/35 R20	11, 15, (20mm)	11 [°] , 15 [°] , (20 [°])	M14x1,25x40,-45,(-50)	(K4a), 17, 47, 48
	HA	9,5x20	46	255/30 R20	0, (11, 15mm)	0, (11 [°] , 15 [°])	M14x1,25x30,(-40,-45)	(K4b), Li92, 17, 47, 48, xa1260
	VA	8,5x20	35	225/35 R20	11, 15, (20mm)	11 [°] , 15 [°] , (20 [°])	M14x1,25x40,-45,(-50)	(K4a), 17, 47, 48
	HA	9,5x20	46	265/30 R20	0, (11, 15mm)	0, (11 [°] , 15 [°])	M14x1,25x30,(-40,-45)	(K4b), 17, 47, 48
	VA	8,5x20	35	235/35 R20	11, (15, 20mm)	11 [°] , (15 [°] , 20 [°])	M14x1,25x40,(-45,-50)	(K4a), 17, 47, 48
	HA	9,5x20	46	265/30 R20	0, (11, 15mm)	0, (11 [°] , 15 [°])	M14x1,25x30,(-40,-45)	(K4b), 17, 47, 48
	VA	8,5x20	35	225/35 R20	11, 15, (20mm)	11 [°] , 15 [°] , (20 [°])	M14x1,25x40,-45,(-50)	(K4a), 17, 47, 48
	HA	10,0x20	38	265/30 R20	none		M14x1,25x30	K4b, 17, 47, 48
	VA	8,5x20	35	235/35 R20	11, (15, 20mm)	11 [°] , (15 [°] , 20 [°])	M14x1,25x40,(-45,-50)	(K4a), Li92, 17, 47, 48
	HA	10,0x20	38	265/30 R20	none		M14x1,25x30	K4b, 17, 47, 48
	VA	8,5x20	35	235/30 R20	11, (15, 20mm)	11 [°] , (15 [°] , 20 [°])	M14x1,25x40,(-45,-50)	(K4a), 17, 47, 48
	HA	10,0x20	38	275/25 R20	none		M14x1,25x30	K4b, Li91, 17, 47, 48, xa1230
	VA	8,5x20	35	245/30 R20	11, (15, 20mm)	11 [°] , (15 [°] , 20 [°])	M14x1,25x40,(-45,-50)	(K4a), Li90, 17, 47, 48
	HA	10,0x20	38	285/25 R20	none		M14x1,25x30	K4b, R1, 17, 47, 48, xa1300
	VA	8,5x20	35	245/30 R20	11, (15, 20mm)	11 [°] , (15 [°] , 20 [°])	M14x1,25x40,(-45,-50)	(K4a), Li90, 17, 47, 48
	HA	10,0x20	38	295/25 R20	none		M14x1,25x30	K4b, 17, 47, 48

20 Zoll / 20 Inch

Design	Achse <i>Axle</i>	Größe <i>Size</i>	ET <i>Offset</i>	Reifengröße <i>Tyre size</i>	Distanzscheibenstärke <i>Spacer thickness</i>	Distanzscheiben [siehe unten] <i>Spacer [see below]</i>	Radschrauben <i>Bolts</i>	Auflagen <i>Remarks</i>
Race LS 2	VA	8,5x20	30	245/30 R20	11, 15, 20mm	11 ⁶ , 15 ⁶ , 20 ⁶	M14x1,25x40,-45,-50	K4a, Li90, 17, 47, 48
	HA	8,5x20	30	245/30 R20	11, 15, 20mm	11 ⁶ , 15 ⁶ , 20 ⁶	M14x1,25x40,-45,-50	K4b, Li90, 17, 47, 48, xa1200
	VA	8,5x20	30	225/35 R20	11, (15mm)	11 ⁶ , (15 ⁶)	M14x1,25x40,(-45)	(K4a), 17, 47, 48
	HA	8,5x20	30	255/30 R20	11, 15mm	11 ⁶ , 15 ⁶	M14x1,25x40,-45	K4b, Li92, 17, 47, 48, xa1260
	VA	8,5x20	30	225/35 R20	11, (15mm)	11 ⁶ , (15 ⁶)	M14x1,25x40,(-45)	(K4a), 17, 47, 48
	HA	9,5x20	46	255/30 R20	0, (11, 15mm)	0, (11 ⁶ , 15 ⁶)	M14x1,25x30,(-40,-45)	(K4b), Li92, 17, 47, 48, xa1260
	VA	8,5x20	30	225/35 R20	11, (15mm)	11 ⁶ , (15 ⁶)	M14x1,25x40,(-45)	(K4a), 17, 47, 48
	HA	9,5x20	46	265/30 R20	0, (11, 15mm)	0, (11 ⁶ , 15 ⁶)	M14x1,25x30,(-40,-45)	(K4b), 17, 47, 48
	VA	8,5x20	30	235/35 R20	11, 15, 20mm	11 ⁶ , 15 ⁶ , 20 ⁶	M14x1,25x40,-45,-50	K4a, 17, 47, 48
	HA	9,5x20	46	265/30 R20	0, (11, 15mm)	0, (11 ⁶ , 15 ⁶)	M14x1,25x30,(-40,-45)	(K4b), 17, 47, 48
	VA	8,5x20	30	225/35 R20	11, (15mm)	11 ⁶ , (15 ⁶)	M14x1,25x40,(-45)	(K4a), 17, 47, 48
	HA	10,0x20	38	265/30 R20	none		M14x1,25x30	K4b, 17, 47, 48
	VA	8,5x20	30	235/35 R20	11, 15, 20mm	11 ⁶ , 15 ⁶ , 20 ⁶	M14x1,25x40,-45,-50	K4a, Li92, 17, 47, 48
	HA	10,0x20	38	265/30 R20	none		M14x1,25x30	K4b, 17, 47, 48
	VA	8,5x20	30	235/30 R20	11, 15, 20mm	11 ⁶ , 15 ⁶ , 20 ⁶	M14x1,25x40,-45,-50	K4a, 17, 47, 48
	HA	10,0x20	38	275/25 R20	none		M14x1,25x30	K4b, Li91, 17, 47, 48, xa1230
	VA	8,5x20	30	245/30 R20	11, 15, 20mm	11 ⁶ , 15 ⁶ , 20 ⁶	M14x1,25x40,-45,-50	K4a, Li90, 17, 47, 48
	HA	10,0x20	38	285/25 R20	none		M14x1,25x30	K4b, R1, 17, 47, 48, xa1300
	VA	8,5x20	30	245/30 R20	11, 15, 20mm	11 ⁶ , 15 ⁶ , 20 ⁶	M14x1,25x40,-45,-50	K4a, Li90, 17, 47, 48
	HA	10,0x20	38	295/25 R20	none		M14x1,25x30	K4b, 17, 47, 48

20 Zoll / 20 Inch

Design	Achse <i>Axle</i>	Größe <i>Size</i>	ET <i>Offset</i>	Reifengröße <i>Tyre size</i>	Distanzscheibenstärke <i>Spacer thickness</i>	Distanzscheiben [siehe unten] <i>Spacer [see below]</i>	Radschrauben <i>Bolts</i>	Auflagen <i>Remarks</i>
Topas	VA	8,5x20	30	245/30 R20	11, 15, 20mm	11 ⁶ , 15 ⁶ , 20 ⁶	M14x1,25x40,-45,-50 [Tuner Bolts]*	K4a, Li90, 17, 47, 48
	HA	8,5x20	30	245/30 R20	11, 15, 20mm	11 ⁶ , 15 ⁶ , 20 ⁶	M14x1,25x40,-45,-50 [Tuner Bolts]*	K4b, Li90, 17, 47, 48, xa1200
	VA	8,5x20	30	225/35 R20	11, (15mm)	11 ⁶ , (15 ⁶)	M14x1,25x40,-45 [Tuner Bolts]*	(K4a), 17, 47, 48
	HA	8,5x20	30	255/30 R20	11, 15mm	11 ⁶ , 15 ⁶	M14x1,25x40,-45 [Tuner Bolts]*	K4b, Li92, 17, 47, 48, xa1260
	VA	8,5x20	30	225/35 R20	11, (15mm)	11 ⁶ , (15 ⁶)	M14x1,25x40,-45 [Tuner Bolts]*	(K4a), 17, 47, 48
	HA	10,0x20	38	265/30 R20	none		M14x1,25x30 [Tuner Bolts]*	K4b, 17, 47, 48
	VA	8,5x20	30	235/35 R20	11, 15, 20mm	11 ⁶ , 15 ⁶ , 20 ⁶	M14x1,25x40,-45,-50 [Tuner Bolts]*	(K4a), Li92, 17, 47, 48
	HA	10,0x20	38	265/30 R20	none		M14x1,25x30 [Tuner Bolts]*	K4b, 17, 47, 48
	VA	8,5x20	30	235/30 R20	11, 15, 20mm	11 ⁶ , 15 ⁶ , 20 ⁶	M14x1,25x40,-45,-50 [Tuner Bolts]*	K4a, 17, 47, 48
	HA	10,0x20	38	275/25 R20	none		M14x1,25x30 [Tuner Bolts]*	K4b, Li91, 17, 47, 48, xa1230
	VA	8,5x20	30	245/30 R20	11, 15, 20mm	11 ⁶ , 15 ⁶ , 20 ⁶	M14x1,25x40,-45,-50 [Tuner Bolts]*	K4a, Li90, 17, 47, 48
	HA	10,0x20	38	285/25 R20	none		M14x1,25x30 [Tuner Bolts]*	K4b, R1, 17, 47, 48, xa1300
	VA	8,5x20	30	245/30 R20	11, 15, 20mm	11 ⁶ , 15 ⁶ , 20 ⁶	M14x1,25x40,-45,-50 [Tuner Bolts]*	K4a, Li90, 17, 47, 48
	HA	10,0x20	38	295/25 R20	none		M14x1,25x30 [Tuner Bolts]*	K4b, 17, 47, 48

20 Zoll / 20 Inch

Design	Achse <i>Axle</i>	Größe <i>Size</i>	ET <i>Offset</i>	Reifengröße <i>Tyre size</i>	Distanzscheibenstärke <i>Spacer thickness</i>	Distanzscheiben [siehe unten] <i>Spacer [see below]</i>	Radschrauben <i>Bolts</i>	Auflagen <i>Remarks</i>
Race GTS	VA	8,5x20	35	245/30 R20	11, (15, 20mm)	11 [°] , (15 [°] , 20 [°])	M14x1,25x40,(-45,-50)	(K4a), Li90, 17, 47, 48
	HA	8,5x20	35	245/30 R20	11, 15, 20mm	11 [°] , 15 [°] , 20 [°]	M14x1,25x40,-45,-50	K4b, Li90, 17, 47, 48, xa1200
	VA	8,5x20	35	225/35 R20	11, 15, (20mm)	11 [°] , 15 [°] , (20 [°])	M14x1,25x40,-45,(-50)	(K4a), 17, 47, 48
	HA	8,5x20	35	255/30 R20	11, 15, 20mm	11 [°] , 15 [°] , 20 [°]	M14x1,25x40,-45,-50	K4b, Li92, 17, 47, 48, xa1260
	VA	8,5x20	35	225/35 R20	11, 15, (20mm)	11 [°] , 15 [°] , (20 [°])	M14x1,25x40,-45,(-50)	(K4a), 17, 47, 48
	HA	10,0x20	38	265/30 R20	none		M14x1,25x30	K4b, 17, 47, 48
	VA	8,5x20	35	235/35 R20	11, (15, 20mm)	11 [°] , (15 [°] , 20 [°])	M14x1,25x40,(-45,-50)	(K4a), Li92, 17, 47, 48
	HA	10,0x20	38	265/30 R20	none		M14x1,25x30	K4b, 17, 47, 48
	VA	8,5x20	35	235/30 R20	11, (15, 20mm)	11 [°] , (15 [°] , 20 [°])	M14x1,25x40,(-45,-50)	(K4a), 17, 47, 48
	HA	10,0x20	38	275/25 R20	none		M14x1,25x30	K4b, Li91, 17, 47, 48, xa1230
	VA	8,5x20	35	245/30 R20	11, (15, 20mm)	11 [°] , (15 [°] , 20 [°])	M14x1,25x40,(-45,-50)	(K4a), Li90, 17, 47, 48
	HA	10,0x20	38	285/25 R20	none		M14x1,25x30	K4b, R1, 17, 47, 48, xa1300
	VA	8,5x20	35	245/30 R20	11, (15, 20mm)	11 [°] , (15 [°] , 20 [°])	M14x1,25x40,(-45,-50)	(K4a), Li90, 17, 47, 48
	HA	10,0x20	38	295/25 R20	none		M14x1,25x30	K4b, 17, 47, 48
	VA	8,5x20	24	245/30 R20	0, 11mm	0, 11 [°]	M14x1,25x30,-40	K4a, Li90, 17, 47, 48
	HA	8,5x20	24	245/30 R20	0, 11mm	0, 11 [°]	M14x1,25x30,-40	K4b, Li90, 17, 47, 48, xa1200
	VA	8,5x20	24	225/35 R20	0, (11mm)	0, (11 [°])	M14x1,25x30,(-40)	(K4a), 17, 47, 48
	HA	8,5x20	24	255/30 R20	0, 11mm	0, 11 [°]	M14x1,25x30,-40	K4b, Li92, 17, 47, 48, xa1260
	VA	8,5x20	24	225/35 R20	0, (11mm)	0, (11 [°])	M14x1,25x30,(-40)	(K4a), 17, 47, 48
	HA	10,0x20	38	265/30 R20	none		M14x1,25x30	K4b, 17, 47, 48
	VA	8,5x20	24	235/35 R20	0, (11mm)	0, (11 [°])	M14x1,25x30,(-40)	(K4a), Li92, 17, 47, 48
	HA	10,0x20	38	265/30 R20	none		M14x1,25x30	K4b, 17, 47, 48
	VA	8,5x20	24	235/30 R20	0, (11mm)	0, (11 [°])	M14x1,25x30,(-40)	(K4a), 17, 47, 48
	HA	10,0x20	38	275/25 R20	none		M14x1,25x30	K4b, Li91, 17, 47, 48, xa1230
	VA	8,5x20	24	245/30 R20	0, 11mm	0, 11 [°]	M14x1,25x30,-40	K4a, Li90, 17, 47, 48
	HA	10,0x20	38	285/25 R20	none		M14x1,25x30	K4b, R1, 17, 47, 48, xa1300
	VA	8,5x20	24	245/30 R20	0, 11mm	0, 11 [°]	M14x1,25x30,-40	K4a, Li90, 17, 47, 48
	HA	10,0x20	38	295/25 R20	none		M14x1,25x30	K4b, 17, 47, 48

20 Zoll / 20 Inch




Design	Achse <i>Axle</i>	Größe <i>Size</i>	ET <i>Offset</i>	Reifengröße <i>Tyre size</i>	Distanzscheibenstärke <i>Spacer thickness</i>	Distanzscheiben [siehe unten] <i>Spacer [see below]</i>	Radschrauben <i>Bolts</i>	Auflagen <i>Remarks</i>
Hibonit	VA	8,5x20	35	245/30 R20	11, (15, 20mm)	11°, (15°, 20°)	M14x1,25x40,(-45,-50)	(K4a), Li90, 17, 47, 48
	HA	8,5x20	35	245/30 R20	11, 15, 20mm	11°, 15°, 20°	M14x1,25x40,-45,-50	K4b, Li90, 17, 47, 48, xa1200
	VA	8,5x20	35	225/35 R20	0, 11, 15, (20mm)	0, 11°, 15°, (20°)	M14x1,25x30,-40,-45,(-50)	(K4a), 17, 47, 48, BD7
	HA	8,5x20	35	255/30 R20	0, (11, 15, 20mm)	0, (11°, 15°, 20°)	M14x1,25x30,(-40,-45,-50)	(K4b), Li92, 17, 47, 48, xa1260
	VA	8,5x20	35	225/35 R20	0, 11, 15, (20mm)	0, 11°, 15°, (20°)	M14x1,25x30,-40,-45,(-50)	(K4a), 17, 47, 48
	HA	10,0x20	38	265/30 R20	none		M14x1,25x30	K4b, 17, 47, 48
	VA	8,5x20	35	235/35 R20	11, (15, 20mm)	11°, (15°, 20°)	M14x1,25x40,(-45,-50)	(K4a), Li92, 17, 47, 48
	HA	10,0x20	38	265/30 R20	none		M14x1,25x30	K4b, 17, 47, 48
	VA	8,5x20	35	235/30 R20	11, (15, 20mm)	11°, (15°, 20°)	M14x1,25x40,(-45,-50)	(K4a), 17, 47, 48
	HA	10,0x20	38	275/25 R20	none		M14x1,25x30	K4b, Li91, 17, 47, 48, xa1230
	VA	8,5x20	35	245/30 R20	11, (15, 20mm)	11°, (15°, 20°)	M14x1,25x40,(-45,-50)	(K4a), Li90, 17, 47, 48
	HA	10,0x20	38	285/25 R20	none		M14x1,25x30	K4b, R1, 17, 47, 48, xa1300
	VA	8,5x20	35	245/30 R20	11, (15, 20mm)	11°, (15°, 20°)	M14x1,25x40,(-45,-50)	(K4a), Li90, 17, 47, 48
	HA	10,0x20	38	295/25 R20	none		M14x1,25x30	K4b, 17, 47, 48
	VA	8,5x20	24	245/30 R20	0, 11mm	0, 11°	M14x1,25x30,-40	K4a, Li90, 17, 47, 48
	HA	8,5x20	24	245/30 R20	0, 11mm	0, 11°	M14x1,25x30,-40	K4b, Li90, 17, 47, 48, xa1200
	VA	8,5x20	24	225/35 R20	0, (11mm)	0, (11°)	M14x1,25x30,(-40)	(K4a), 17, 47, 48
	HA	8,5x20	24	255/30 R20	0, 11mm	0, 11°	M14x1,25x30,-40	K4b, Li92, 17, 47, 48, xa1260
	VA	8,5x20	24	225/35 R20	0, (11mm)	0, (11°)	M14x1,25x30,(-40)	(K4a), 17, 47, 48
	HA	10,0x20	38	265/30 R20	none		M14x1,25x30	K4b, 17, 47, 48
	VA	8,5x20	24	235/35 R20	0, (11mm)	0, (11°)	M14x1,25x30,(-40)	(K4a), Li92, 17, 47, 48
	HA	10,0x20	38	265/30 R20	none		M14x1,25x30	K4b, 17, 47, 48
	VA	8,5x20	24	235/30 R20	0, (11mm)	0, (11°)	M14x1,25x30,(-40)	(K4a), 17, 47, 48
	HA	10,0x20	38	275/25 R20	none		M14x1,25x30	K4b, Li91, 17, 47, 48, xa1230
	VA	8,5x20	24	245/30 R20	0, 11mm	0, 11°	M14x1,25x30,-40	K4a, Li90, 17, 47, 48
	HA	10,0x20	38	285/25 R20	none		M14x1,25x30	K4b, R1, 17, 47, 48, xa1300
	VA	8,5x20	24	245/30 R20	0, 11mm	0, 11°	M14x1,25x30,-40	K4a, Li90, 17, 47, 48
	HA	10,0x20	38	295/25 R20	none		M14x1,25x30	K4b, 17, 47, 48

20 Zoll / 20 Inch

Design	Achse <i>Axle</i>	Größe <i>Size</i>	ET <i>Offset</i>	Reifengröße <i>Tyre size</i>	Distanzscheibenstärke <i>Spacer thickness</i>	Distanzscheiben [siehe unten] <i>Spacer [see below]</i>	Radschrauben <i>Bolts</i>	Auflagen <i>Remarks</i>
Race GTX	VA	8,5x20	30	245/30 R20	0, (11, 15, 20mm)	0, (11°, 15°, 20°)	M14x1,25x30,(-40,-45,-50)	(K4a), Li90, 17, 47, 48
	HA	8,5x20	30	245/30 R20	0, (11, 15, 20mm)	0, (11°, 15°, 20°)	M14x1,25x30,(-40,-45,-50)	(K4b), Li90, 17, 47, 48, xa1200
	VA	8,5x20	30	225/35 R20	0, 11, (15mm)	0, 11°, (15°)	M14x1,25x30,-40,(-45)	(K4a), 17, 47, 48
	HA	8,5x20	30	255/30 R20	0, 11, 15mm	0, 11°, 15°	M14x1,25x30,-40,-45	K4b, Li92, 17, 47, 48, xa1260
	VA	8,5x20	30	225/35 R20	0, 11, (15mm)	0, 11°, (15°)	M14x1,25x30,-40,(-45)	(K4a), 17, 47, 48
	HA	10,0x20	35	265/30 R20	none		M14x1,25x30	K4b, 17, 47, 48
	VA	8,5x20	30	235/35 R20	0, (11, 15, 20mm)	0, (11°, 15°, 20°)	M14x1,25x30,(-40,-45,-50)	(K4a), Li92, 17, 47, 48
	HA	10,0x20	35	265/30 R20	none		M14x1,25x30	K4b, 17, 47, 48
	VA	8,5x20	30	235/30 R20	0, (11, 15, 20mm)	0, (11°, 15°, 20°)	M14x1,25x30,(-40,-45,-50)	(K4a), 17, 47, 48
	HA	10,0x20	35	275/25 R20	none		M14x1,25x30	K4b, Li91, 17, 47, 48, xa1230
	VA	8,5x20	30	245/30 R20	0, (11, 15, 20mm)	0, (11°, 15°, 20°)	M14x1,25x30,(-40,-45,-50)	(K4a), Li90, 17, 47, 48
	HA	10,0x20	35	285/25 R20	none		M14x1,25x30	K4b, R1, 17, 47, 48, xa1300
	VA	8,5x20	30	245/30 R20	0, (11, 15, 20mm)	0, (11°, 15°, 20°)	M14x1,25x30,(-40,-45,-50)	(K4a), Li90, 17, 47, 48
	HA	10,0x20	35	295/25 R20	none		M14x1,25x30	K4b, 17, 47, 48

21 Zoll / 21 Inch Tachoanpassung erforderlich

Design	Achse <i>Axle</i>	Größe <i>Size</i>	ET <i>Offset</i>	Reifengröße <i>Tyre size</i>	Distanzscheibenstärke <i>Spacer thickness</i>	Distanzscheiben [siehe unten] <i>Spacer [see below]</i>	Radschrauben <i>Bolts</i>	Auflagen <i>Remarks</i>
Race GTS	VA	9,0x21	30	245/30 R21	0, (11, 15mm)	0, (11°, 15°)	M14x1,25x30,(-40,-45)	(K4a), TA, Li91, 17, 47, 48
	HA	10,0x21	38	295/25 R21	none		M14x1,25x30	K4b, TA, 17, 47, 48
Fascinate	VA	9,0x21	30	245/30 R21	0, (11, 15mm)	0, (11°, 15°)	M14x1,25x30,(-40,-45) [Tuner Bolts]*	(K4a), TA, Li91, 17, 47, 48
	HA	10,5x21	44	295/25 R21	none		M14x1,25x30 [Tuner Bolts]*	K4b, TA, 17, 47, 48
Race LS 2	VA	9,0x21	30	245/30 R21	0, (11, 15mm)	0, (11°, 15°)	M14x1,25x30,(-40,-45)	(K4a), TA, Li91, 17, 47, 48
	HA	10,5x21	44	295/25 R21	none		M14x1,25x30	K4b, TA, 17, 47, 48

Legende / legend			
17	Nur in Kombination mit Reifendruckkontrollsystem ab Bj. 11.2018 <i>Only in combination with tire pressure sensors from Bj. 11.2018</i>	Original Nummer: BMW - 36 10 6 877 937 <i>OE part number: BMW - 36 10 6 877 937</i>	Zubehör Nummer: Schrader - 3057 / HUF - RDE077V21 <i>Aftermarket number: Schrader - 3057 / HUF - RDE077V21</i>
*	Bitte beachten Sie, dass für die Montage spezielle Schrauben mit schmalen Schraubenkopf benötigt werden. <i>Please note that special screws with a narrow screw head are required for mounting.</i>		
K4a	An Achse 1 ist eine ausreichende Radabdeckung und Freigang herzustellen. Siehe TÜV Teilegutachten. <i>On axis 1 a sufficient fender clearance needs to be ensured. See TÜV certificate.</i>		
K4b	An Achse 2 ist eine ausreichende Radabdeckung und Freigang herzustellen. Siehe TÜV Teilegutachten. <i>On axis 2 a sufficient fender clearance needs to be ensured. See TÜV certificate.</i>		
47	Genauere Auflagen sind den jeweiligen TÜV Teilegutachten zu entnehmen. <i>Detailed requirements are given in the relevant TÜV certificate.</i>		
48	Bei der Verwendung dieser Rad/Reifenkombination ist beim Fall einer Reifenpanne ein Ersatzrad oder Reifenpannen-Set mitzuführen. <i>User instruction: When using this wheel/tire combination it is necessary to provide a spare wheel or a set for tire breakdown for emergency.</i>		
xa???	bis maximal ??? Kg Achslast zulässig. <i>up to ???Kg axleload allowed.</i>		
Li90	Mindestens einen Lastindex von 90 verwenden. Bei geringerem Lastindex können Motor/Ausstattungsvarianten entfallen <i>Use a minimum Loadindex of 90. With a lower load index, motor/equipment variants can be omitted</i>		
Li91	Mindestens einen Lastindex von 91 verwenden. Bei geringerem Lastindex können Motor/Ausstattungsvarianten entfallen <i>Use a minimum Loadindex of 91. With a lower load index, motor/equipment variants can be omitted</i>		
Li92	Mindestens einen Lastindex von 92 verwenden. Bei geringerem Lastindex können Motor/Ausstattungsvarianten entfallen <i>Use a minimum Loadindex of 92. With a lower load index, motor/equipment variants can be omitted</i>		
Li93	Mindestens einen Lastindex von 93 verwenden. Bei geringerem Lastindex können Motor/Ausstattungsvarianten entfallen <i>Use a minimum Loadindex of 93. With a lower load index, motor/equipment variants can be omitted</i>		
Li96	Mindestens einen Lastindex von 96 verwenden. Bei geringerem Lastindex können Motor/Ausstattungsvarianten entfallen <i>Use a minimum Loadindex of 96. With a lower load index, motor/equipment variants can be omitted</i>		
Li98	Mindestens einen Lastindex von 98 verwenden. Bei geringerem Lastindex können Motor/Ausstattungsvarianten entfallen <i>Use a minimum Loadindex of 98. With a lower load index, motor/equipment variants can be omitted</i>		
BD7	11mm Distanzscheibe bei Bremsscheibendurchmesser 374mm <i>11mm spacer for brake disc diameter 374mm</i>		
BD8	11mm Distanzscheibe bei Bremsscheibendurchmesser 348mm <i>11mm spacer for brake disc diameter 348mm</i>		
BD14	Nicht für Bremsscheibendurchmesser 374mm <i>Not for brake disc diameter 374mm</i>		
R1	Reifenfreigabe erforderlich <i>Tyre approval required.</i>		
TA	Ggf. Tachoangleichung erforderlich. <i>Possible adjusting of tachometer necessary.</i>		
V8	Nicht für Fahrzeuge mit Anhängerkupplung <i>Not for vehicles with trailer hitch</i>		
Artikelnummer Distanzscheibe / spacer part number			
0	None		
11°	751126651106		
15°	751126651506		
20°	751126652006		
Farblegende / color legend			
	problemlos <i>unproblematically</i>		
	laut STVZO problemlos, EU grenzwertig <i>by STVZO unproblematically, EU is uncertain</i>		
	evtl mit Karosseriearbeit verbunden <i>related with possible bodywork</i>		